



Working to Reduce Poverty in America.

2014 ANNUAL NETWORK IMPACT REPORT - SUMMARY

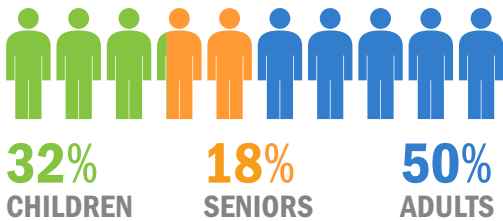
8,737,225

people served by Catholic Charities in 2014

OVERVIEW

Catholic Charities agencies and affiliates report that 2,631 local Catholic Charities service sites provided help and created hope for 8,737,225 unduplicated clients in 2014. Catholic Charities agencies and affiliates provide client services ranging from fulfilling basic needs for clothing and shelter to developing life skills such as financial literacy and healthy habits.

WHO OUR NETWORK SERVES



18% of total clients were Hispanic.

77,707 clients were veterans.

64% of clients had family incomes below the federal poverty line.

Reflects clients for whom demographics are identified.

HOW OUR NETWORK SERVES

In 2014, Catholic Charities agencies nationwide collectively impacted millions of individuals by providing a diverse selection of services including:

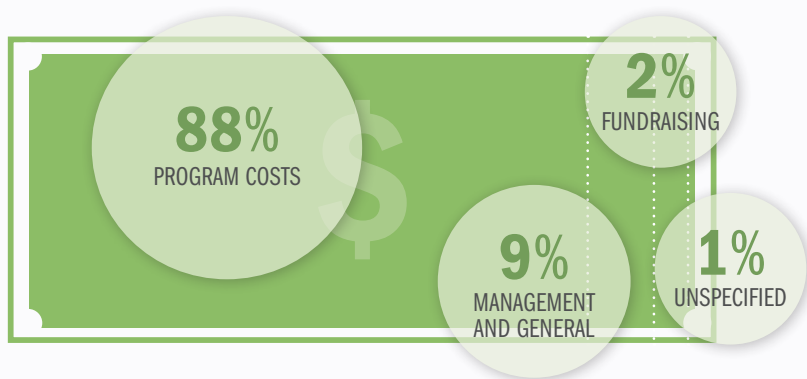
HOUSING 10,189 shelter beds offered. 33,597 units of permanent housing maintained for 74,591 clients.	HEALTH 406,571 clients counseled. 128,768 pregnancy services clients supported.
EDUCATION 22,737 children taught in early childhood education programs.	VULNERABLE POPULATIONS 2,707 adoptions completed. 59,755 disaster survivors assisted. 17,424 refugees achieved self-sufficiency.
FOOD SECURITY 45 community gardens and 81 nutrition education programs. 1,380 food banks and pantries provided 6.6 million services.	40,635 immigrants assisted with applications. 47,757 juvenile offenders, adult prisoners, ex-offenders, and their families supported.
FINANCIAL STABILITY 189,516 financial literacy clients. 18,265 clients earned full-time employment.	

HOW OUR NETWORK IS FUNDED

In 2014, Catholic Charities agencies reported more than \$4.3 billion in both income and expenses. Eighty-eight cents of every dollar went directly to programs to help those in need.

TOTAL EXPENSES

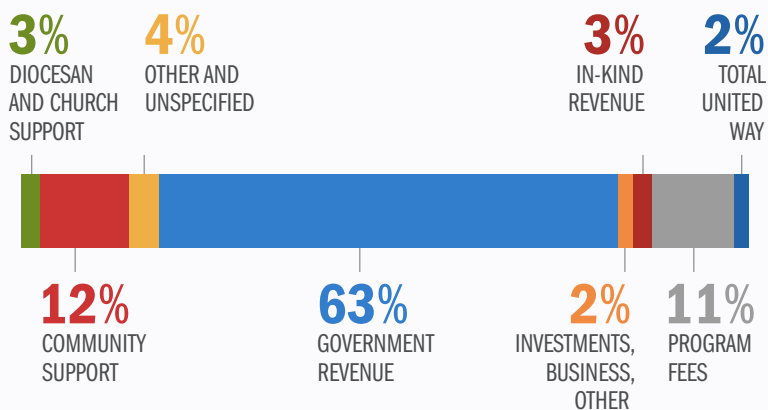
\$4,340,939,051



Income mix varies significantly among agencies. In the aggregate, funds from local, state, and federal government represented the largest source of funding; however, the median proportion of government funding among agencies is 37%.

TOTAL INCOME

\$4,485,053,636



The information provided in this report comes from the Catholic Charities USA 2014 Annual Survey. In 2014, 150 of 177 Catholic Charities agencies and affiliates responded to the survey. An additional 14 agencies provided only a number of total unduplicated clients. The survey is conducted and compiled by researchers at the Center for Applied Research in the Apostolate at Georgetown University.

WHO WORKS WITH OUR NETWORK

61,907

Staff

5,283

Board Members

267,626

Volunteers

18,391

Parish Partnerships

WHERE OUR NETWORK SERVES

CCUSA's **177** member agencies and affiliates operate **2,631** services sites in **55** states and territories.



Catholic
Charities
USA®

Working to Reduce Poverty in America.

2050 Ballenger Avenue, Suite 400 · Alexandria, VA 22314
703.549.1390 · www.CatholicCharitiesUSA.org

